Business

Toronto stocks

CONTINUED

Treats o	1000	95	95	95	
Tree Island	5000	$9 7/8	9 7/8	9 7/8	+ 1/8
Tri Pwr o	11000	15	14	14	
Tridel Ent	1700	$8 3/8	8 1/4	8 3/8	+ 1/8
Tridont f	3700	$8 5/8	8 3/8	8 3/8	
Trilium o	650	210	205	205	− 5
Trilogy	15000	98	91	93	+ 2
Trilon A	43942	$15 1/4	14 7/8	14 7/8	− 1/8
Trilon Fin I	700	$20 1/2	20	20	− 1/2
Trlon Fin II	5500	$20 3/4	20 1/2	20 1/2	− 3/8
Trimac	9611	400	400	400	
Trimac 9.12	100	$21	21	21	
Trimel C o	2000	190	190	190	
Trinity Res	17001	35	33	35	+ 2
Trpl Crn E	1100	90	90	90	
Triton Can	17980	260	255	260	+10
Triton C 1	500	$8 1/4	8 1/4	8 1/4	
Triton C B	2100	$17	17	17	+ 1/8
Triton E	z8	$16 7/8	16 7/8	16 7/8	
Triton I	300	110	110	110	− 5
Trizec A f	128000	$25 1/2	25	25 1/4	− 1/4
Trizec B	57800	$26 5/8	26 1/4	26 1/4	+ 1/4
Trizec 4 p	5600	$22	22	22	
Trizec 6 p	3400	$20 5/8	20 1/4	20 1/4	− 1/2
Tuckahoe A	5000	425	425	425	
Tuckho A w	2500	80	80	80	− 5
Tudor o	19850	200	185	200	+15
Turbo	17300	66	64	64	
Tut Ent o	11150	13	13	13	
Tyler R o	1000	50	50	50	− 5
ULS Cap p	1000	$25 3/4	25 3/4	25 3/4	− 1/4
Ulster P o	33610	191	190	190	− 1
Ulster P w	4500	65	65	65	− 5.
Ultmr C 1p	1400	$25 1/4	25 1/4	25 1/4	
Ultmar plc	1000	410	410	410	−30
Unicorp A f	12200	$5 1/8	5	5	− 1/8
Unicorp 117	1700	$11	11	11	
Unigsco B f	2200	355	345	350	− 5
Unigsco 2 p	200	$8 3/8	8 3/8	8 3/8	
Ungsco B w	5000	2	2	2	+ 1
UCarb Eq usee below					
U Entprise	13960	$8 7/8	8 3/4	8 7/8	+ 1/8
U Cdn Shar	100	$12 1/2	12 1/2	12 1/2	− 1/8
U Canso	5930	60	60	60	
Un Corp	1064	$35	34 1/4	34 1/4	− 1/4
U Keno	3858	$8 3/4	8 1/8	8 3/4	+ 1/2
Un Reef o	12500	94	85	85	− 9
US Prc Mo	3000	85	85	85	−10
US Steel 1p	400	$24 5/8	24 5/8	24 5/8	
Un Tri Star	10500	130	130	130	−10
VGM Cap	720	230	200	200	−50
Value p	300	$24 1/4	24 1/4	24 1/4	− 1/8
Varity C	5705	315	310	315	
Varity A p	1800	$23 1/2	23	23	− 1/8
Varity w	68300	61	60	61	+ 1
Vedron o	5500	200	185	185	−15
Ventech o	3320	250	250	250	
Vicery R o	60600	$9 1/8	8 7/8	9 1/8	+ 1/8
Viner A f	52600	185	180	180	− 5
Vior Minr o	5000	120	115	115	−10
Vista Mn o	1400	184	180	184	+ 4
Vitran A •	156600	425	425	425	−25
Vulcan Pac	12900	190	190	190	
WIC B f	900	$10	9 7/8	10	+ 1/8
Waddy o	1000	82	82	82	+ 1
Wafrbord f	2300	$13	12 3/4	12 3/4	− 1/4
Waiax A	1300	$10 3/4	10 1/2	10 1/2	+ 1/2
Walwyn	3243	455	450	450	− 5
Wrdair A f	4850	$9 3/4	9 1/4	9 1/2	+ 1/8
Wrdair B	3510	$10 1/4	10	10 1/4	+ 7/8
Warren o	45400	49	46	46	− 2
Warington	23000	55	51	55	+ 2
Weldwod	800	$16 3/8	16	16	
Werner D	700	240	240	240	+15
Wst Frasr	49300	$19	18 5/8	18 3/4	
Westar A p	1900	475	450	450	−25
Wcoast T	57812	$16 3/4	16 5/8	16 5/8	
Wcost 8 1/4 p	200	$27	27	27	
Wstrn Gld o	52400	$8 1/4	7 1/2	8 1/4	+ 5/8
Wstfair A f	100	$125	125	125	
Westfield	28700	240	230	230	−10
Westfort o	4000	23	23	23	
Westley o	3000	45	45	45	
Westmin	10554	$8 5/8	8 1/2	8 5/8	
Westmin p	31750	$19 1/2	19	19	− 3/4
Westmnt r	z500	26	26	26	
Weston	18650	$31 1/4	30 3/4	31 1/4	+ 1/2
Wstn p	3300	$24 3/4	24 5/8	24 5/8	
Wharf	102572	$7	6 1/4	7	+ 1/2
Wharf p	11000	$25 3/4	25 3/4	25 3/4	
Wharf w	7300	430	410	430	+ 5
Whim Crk o	400	300	300	300	− 5
Whonok A f	54535	$6 1/8	6	6 1/8	
Whonok 1 p	400	$6 3/4	6 3/4	6 3/4	
Whonock w	29900	65	50	51	−14
Wilanour o	3600	250	228	250	+22
Wilco o	4000	40	40	40	
Wilshir E o	5125	21	21	21	− 2
Win-Eld o	2000	75	70	75	+10
Winpak	2500	$11	10 7/8	10 7/8	− 1/8
Woodwd A	16804	$5 1/4	5 1/8	5 1/8	− 1/8
WW Mnrl o	11000	45	40	45	− 5
WEqite A f	6400	$7 7/8	7 3/4	7 3/4	+ 1/8
WEqu II w	4300	60	57	57	+11
X Cal o	3000	49	49	49	
Xerox Can	2050	$15 7/8	15 3/4	15 7/8	+ 3/8
Yorbeu A o	1000	73	73	73	− 2
Ykshire 185	z50	$18 3/4	18 3/4	18 3/4	
Zavitz	5000	35	35	35	
Traded With Acc. Int.					
Oxf Prop d	88	$76	76	76	
Scpt R 8deb	100	$78 1/2	78 1/2	78 1/2	− 2
Scpt R 7deb	20	$85	85	85	− 5
Partially Paid Shares					
Alied Lyns r	141550	405	380	390	+50
A Barik r	98000	$8 5/8	7 1/4	8 1/2	− 1/8
B Corp r	23700	$7 1/2	7 1/8	7 1/4	− 1/8
Bancshr r	3200	$7	6 7/8	7	
British G r	300	$28 1/2	28 1/2	28 1/2	− 1/2
Flcnbr def	557300	385	335	335	−20
RY Fin r	2400	$6 1/2	6 1/2	6 1/2	− 1/4
Partnership Units					
Lehndorff	900	$5 5/8	5 3/8	5 5/8	+ 1/4
Resale Restricted					
Trust Units					
C Income u	8525	$9	8 3/4	9	
Cincm 86 u	27049	$9 1/4	8 7/8	8 7/8	− 1/8
Cincm 87 u	25107	$9 3/8	9 1/4	9 1/4	− 1/8
C Trust un	198	$8 5/8	8 5/8	8 5/8	
FirstPr Tr u	13380	$19 5/8	19 1/2	19 1/2	− 1/8
Gard Int u	1200	$8 1/4	8 1/4	8 1/4	− 1/8
Privatzn u	139300	$9 5/8	9 1/2	9 5/8	+ 1/8
Privatzn w	146695	9	7	7	
RT Engry u	7130	$9 1/4	9 1/8	9 1/4	
UCarb Eq u	5000	$26 1/4	25 3/4	26 1/4	+ 1/2
Traded In US Funds					
Asamera I	4000	$5 5/8	5 5/8	5 5/8	− 1/4
Dicknsn B	400	$8 7/8	8 5/8	8 5/8	− 3/8
Granges	500	$7 5/8	7 5/8	7 5/8	− 1/4
IBM	2000	$118	117 1/4	117 1/4	− 5/8
Nat Bk 6	600	$28	28	28	+ 1/8
Stinbg 2875	3300	$26 3/8	26 3/8	26 3/8	

Mutual funds

CANARIM
FINANCIAL SERVICES
562-7255

TORONTO (CP) — Recent prices of investment funds supplied by The Investment Funds Institute of Canada. They are the net asset value per share or unit (NAVPS) last circulated by the fund, in accordance with its pricing practice as contained in the prospectus of the fund.

Symbols: n-no sales charge; y-delayed NAVPS; xd-ex-dividend.

★ ★ ★

MEMBERS	
AGF Group	
Amer Grth	7.22
Cdn Gs Enr	7.69
Cdn SecGth	8.38
Cdn Trustd	4.56
Corp Inv	11.06
Crp Inv Stk	6.57
Excel Am Eq	4.32
Excel Cd Bd	5.17
Excel Cd Eq	4.49
Ex MMF 7.95	5.00
Global	10.77
GreenL Cdn	5.55
GreenL US	4.95
Grth Eqty	8.76
HiTech	12.53
Japan	5.84
nMMF (8.74)	10.00
Optn Eqity	3.80
Pfd Inc	9.69
Special	4.34
ADVNTAGE	9.19
ALL-CANADIAN	
Compound	14.98
Dividend	11.70
Natural Res	5.71
Revenue Gth	3.61
Univest	6.41
Allied Cap Mgmt.	
nCanadian	4.19
nDividend	4.56
nIncome	5.39
nIntert'l Cdn	5.13
nIntert'l U.S.	3.93
nMMF (7.45)	5.00
A.M.D	
Am Bl Chip	9.95
CD Bl Chip	9.79
Dividend	9.18
Fix Inc.	9.60
MMF (8.20)	10.00
MMF US 6.01	1.00
Resc Can.	11.66
T-Bill (8.31)	10.00
nASSOC INV	6.33
Bolton, Tremblay	
Bond - Mtg	5.01
Cda Cum	14.00
Discovery	4.79
Intern'tl	7.20
yMny Fd 8.53	1.00
Pfd Incom	9.96
Pld. Rsces	10.25
Taurus	4.62
yBPI EAFE	7.82
Calvin Bullock	
American	6.94
CIF	6.64
Dividend	9.45
Growth	2.23
Income	7.57
Canada Trust	
ynCTNAF	25.76
ynEquity	49.57
ynIncome	9.46
Central Trust	
ynCd Growth	10.08
ynGov Bond	9.94
ynIncome	10.00
ynSelect	9.93
CENTURY	
DJ	8.76
DJ-U.S.	6.70
CGF Group	
yFund 4000	5.46
yInternatn'l	9.04
yVenture Fnd	2.99
Chou Assoc Mgt	
yAssociates	22.37
yRRSP	10.72
Confed Group	
Dolph Eqty	8.13
Dolph Mtge	5.07
CT Inv Counsel	
ynE-S Tem 8.10	10.02
Ev Bal	10.01
Ev Int'l	10.00
Ev Spec Eq	9.99
yEverest Bn	10.19
Cundill Group	
Security	13.74
Value	12.51
Desjardins Group	
ynActions	16.06
ynEquilibre	9.53
ynHypo	4.39
ynIntern'tl	19.68
ynOblig	4.52
Dynamic Group	
All Dyn IV	4.76
All Dyn V	4.19
D Income	5.47
D.Div	4.99
yDy Global	5.05
DyAm US	6.03
DynAmCn	7.87
DynCdn Fd	13.36
DyPrecMet	1.39
Mgd P'folio	6.36
nSav'g 7.50	10.00
Eaton Group	
V MMF 7.88	10.00
Viking Cdn	14.47
Viking Com	13.24
Viking Div	7.13
Viking Gth	15.58
Viking Inc	4.07
Viking Int	16.34
EP Mon 8.53	1.00
FIDUCIAIRES	
yAction	8.98
yOblig.	9.85
nFirst CdM	11.21
First City Fds	
Growth	4.50
yIncome	4.65
yReal	5.84
Fonds M.F.Q.	
yActions	8.49
yEquilibre	8.54
yObligations	9.64
Fonds SNF	
yEquilibree	9.26
yQuebecoise	7.46
Future Fnd Share	
nFood Fund	6.17
nGolden Fund	8.07
nLife Fund	5.47
nSilver Fund	4.78
nTechno Fund	3.70
nValue Fund	5.22
Galcor Group	
yMortgage	9.93
yRealty Gth	12.14
Global Strategy	
Amercas Fd	8.79
Europe Fd	8.78
Far East Fd	9.81
yGlobal S Cp	16.05
Global S Fd	15.13
GT GLOBAL	5.12
Guaranty Trust	
ynInv Equity	5.32
ynInv. Income	4.52
ynMortgage	10.40
yProp Fund	91.74
Guardian Group	
Canada	5.70
Enterprise	1.20
yFiscon Fd	9.60
Grth Fund	16.85
yNorth Amer	4.21
Pac. Rim.	16.11
xdPfdD 8.09	8.95
S Mny 8.00	10.17
yStrat Inc	10.27
World Eqty	3.98
Gd Am Sec USF	
Fully Mgd	10.45
US MMF 7.39	9.72
G Mort Shul	10.03
Heartland Group	
yBond	10.35
yEquity	8.34
yGrowth	7.65
HUME GR.	
ynHume Bond	10.00
ynHume Fnd	10.33
ynHme RRSP	10.76
Investors Group	
yBond	4.13
yCdn Equity	5.61
yDividend	8.54
yGlobal	5.25
yGrowth	7.51
yIntern'tl	9.66
yJapan	16.12
yMMF (8.82)	1.00
yMtge	4.96
yMutual	7.95
yProv Stk	9.26
yReal Prop	5.32
yRetiremnt	21.85
xdySumma	4.32
J. Heward Gr	
y JH Amer Cdn	6.62
y JH Amer US	5.06
y JH FdLtd	7.20
ynLotus Fund	11.01
MER Group	
yEquity	13.95
yGrowth	10.99
ynMMF 3.62	10.00
Metropolitan Gr	
yBond	2.87
yCdn Mutl	5.56
yCollective	15.30
yGrowth	7.15
ySpeci.	6.44
yVenture	9.76
MOF Group	
yDOF-1	1.93
yMult Opp Fd	2.57
Montreal Trust Gr.	
ynDividend	8.83
ynEquity	25.14
ynIncome	8.21
ynInternatl	24.29
ynMMF 8.00	10.00
ynMtge	9.99
Morgan Trust	
yDividend	5.27
yGrowth	11.51
yIncome	11.77
yResource	8.28
yWorldwide	14.07
Mutual Group	
Amerifund	10.54
CIF	8.04
Diversifd 25	12.05
Diversifd 40	12.58
Diversifd 55	12.58
Dividend	9.73
Equifund	12.42
nMMF (7.65)	1.00
MYW Inv Fds	
yCdn Balanc	8.85
Cdn Growth	8.31
yDIF (8.40)	9.48
N Am Grth	7.87
nNatrusco	6.84
yNoram Cnv	12.76
One DecisF	10.08
Ont Teacher Gr	
ynAgresive	10.88
ynBalanced	10.72
ynDiversifd	10.75
ynFixVal 8.00	10.00
ynMtge	11.49
yOptiml Cdn	6.35
Prudential Group	
Dividend	4.89
Growth	7.71
Income	5.15
nMMF (8.60)	10.00
yPtnm Hlth S	12.03
Rabin Budden Gr.	
ynCapital Fd	6.37
ynIncome Fd	5.39
Realgrowth Fds	
yA.Trend US	5.64
yActive Inc.	9.51
yCdn Equity	13.34
yRen Can B-B	5.40
Royal Trust	
ynAdv. Bal.	9.48
ynAdv. Grwth	9.48
ynAdv. Inc	9.26
ynAmerican	20.10
ynBond	8.71
ynCanadian	29.92
ynEnergy	6.58
ynGlobal In.	7.64
yGov Bond In	8.60
ynJapanese	24.22
ynMMF 7.60	10.00
ynMortgage	10.45
ynPreferred	9.04
Roycom Group	
Pagbrk Rf A	9.20
Pagbrk Rf B	9.50
Royfund Group	
nBond Fnd	5.15
nEquity	18.89
nMMF 7.77	10.00
Saxon Group	
nBalanced	9.06
nSmall Cap	10.09
nStock	8.90
nWorld Gwh	10.91
Sceptre Funds	
ynBalanced	11.01
ynCp Protect	10.69
ynEquity	11.17
ynInt'l	10.32
nMMF 7.90	10.00
Scotia Funds	
Income	9.51
Stock Bond	9.25
Sentinel	
Am Eq Cdn	7.71
Am Eq US	5.91
yCda Bond	9.30
Cda Equity	9.13
Global	8.54
nMMF 7.94	10.00
SOFICORP	
yCroissance	6.97
yDividendes	9.33
yEquilibre	8.90
yRevenu	9.78
SPECTRUM	
Cash (7.63)	1.00
Cdn Equity	8.90
Diversified	9.44
Dividend	9.33
Interest	9.62
Intl Equity	8.26
Saving 7.84	1.00
ySterling Mtge	5.04
yTD GL Mtg	10.43
Templeton Grp	
Temp Cdn	5.23
Temp G Cdn	16.10
Tem G USF	12.33
yTradex	7.37
Trimark Group	
Income Gth	4.82
Interest 8.13	10.00
Trimark	11.17
Trimark Cdn	10.43
Trust General	
ynAction Am	12.00
ynAction Can	22.48
ynEquilibre	9.20
ynHypo	10.67
ynMar Mon	10.16
ynOblig	9.24
20-20 Group Fin	
yCdn ConvDb	9.24
yCdn ConvPf	9.41
SS World	9.82
Sunset	11.72
United Group	
Accum	9.52
Accum R.	10.14
American	5.53
Mortgage	5.13
Security	4.32
Venture	6.95
Venture Ret	10.99
yUnivAv Gth	10.51
Waltaine Funds	
nBalanced	9.91
nConv. Ped.	8.80
nInstant $$	10.03
nPfd. Inc.	9.00
Walwyn Group	
yBond	9.79
yCd Equity	9.37
yInternl Cd	10.86
yInternl US	8.30
yMMF	10.00
yOption	8.19
yPreferd	9.67
yVenture	8.60
NON-MEMBERS	
ynAltamira	6.27
ynC-Anaes	9.05
yCan Nat Res	5.34
Canwst RSP	72.48
yCapital Gwth	7.38
Capstone Group	
nInv Bal	6.15
Co-op Trust Gr.	
ynGrowth	11.96
ynIncome	9.52
CSA MGMT Gr.	
Goldfund	6.59
yGoldtrust	8.38
Dixon, Krog Gr.	
DK All Seas	3.05
DK Amn	19.22
DK Ent	14.88
yDomequity	8.06
yEthical Gwth	5.29
yGyro Equity	12.06
yHall Bond	10.26
Harvard	5.98
Industrial Gr.	
CS Mgt 7.72	10.00
Indust Am	7.31
Indust Div	10.09
Indust Eq	18.14
Indust Global	5.97
Indust Gwth	13.23
Indust Hor	5.09
Indust Inc	9.90
Indust Pens	5.55
Mack Eq	2.40
Mack Mtge	1.22
yMar Equity	4.84
yMarlboro	7.11
Md Mgmt Fd	
ynCMAIF	24.55
ynMD Grth	14.30
ynPerp G.	1.50
ynPerp G. II	7.66
NW Group	
yCanadian	7.24
yEquity	9.14
yNW Trst Eq	17.86
Pacific Group	
Growth	6.04
Ret Bal.	4.51
US Growth	4.28
PHN Group	
Bond	8.59
Canadian	17.29
Div Inc	13.40
Fund	23.76
MMF (8.10)	10.00
Pooled	40.38
RRSP	47.69
Vintage Fd	10.19
PMF Mgt. Ltd.	
nPension	4.78
nXanadu F	4.00
Pret et Revenu	
yAmerican	24.77
yCanadian	8.75
yFonds H	5.19
yRetraite	19.24
Principal-US Gr.	
Equity	6.36
World Inc	7.44
Sagit Group	
yCam. Bal.	6.23
yCam. Gth	7.34
yCam. Res.	2.85
yTns. Can Eq	7.36
yTrans B	83.22
yTrans C	14.21
ySynchrovest	6.85
Talvest Funds	
yAmerican	4.98
yBond	9.95
yDiversfd	5.46
yGrowth	8.68
yIncome	10.35
yMMF (7.44)	10.00
Universal Group	
American	9.26
Equity	10.58
Global	5.15
Income	5.23
Pacific	10.28
Resource	6.49
yWestrn Grth	4.12

When cross-country skiing be sure ice-covered ponds have a 10 cm ice depth.

La glace sur les étangs doit avoir pour le ski de fond 10 centimètres d'épaisseur.

Supported by The Prince George Citizen

SCHMITZ & de GRACE
CHARTERED ACCOUNTANTS
#417 - 280 Victoria St.
Prince George, B.C.
564-2515

We provide a full range of accounting services including:
- Financial & Management Advisory Services
- Auditing, Accounting & Data Processing
- Tax & Estate Planning and Tax Return Preparation

Partners
Lenard Schmitz, B.A., C.A.
Robert de Grace, B.A., C.A.
James Watson, C.A.
Lynn C. Ross, C.A.

FLYING TO VANCOUVER?
RENT A CAR
AT VANCOUVER AIRPORT
FOR AT LEAST
10% OFF
The 4 Major National Rental Companies Posted Daily Rates
• Current Model GM Cars
• 1/2 Day Rates Available
DOMINION U-DRIVE
IN THE
VANCOUVER AIRPORT
For Res. call toll free 1-800-663-2870

Urquhart, McNeill & Co.
Certified General Accountants
Management Consultants
Income Tax Consultants
Auditors
Suite 4, 1396 Fifth Ave. (Spee Dee Printers Bldg.)
563-7812

MONTHLY PAMPHLETS

Credit card education on way

OTTAWA (CP) — It's easier to educate consumers than to regulate credit cards, Consumer Affairs Minister Harvie Andre said this week.

Andre announced his department will publish a monthly bulletin on the rates banks and retail stores are charging, along with pamphlets telling people how to use their credit cards wisely.

The Commons finance committee issued a scathing report last March that said the government should legislate limits on what can be charged for unpaid balances if the banks, trust companies, retailers and other issuers of credit cards don't give consumers a fair shake.

But Andre told a news conference legislating limits on credit card costs wouldn't be practical because their are too many factors involved — when interest charges start to apply and how they are calculated.

Instead, Andre wants to teach consumers how to best use credit cards — something he says the average Canadian doesn't do very well.

"Comparing interest rates alone will not give a true indication of the cost of using credit cards," Andre said. "Consumers need to understand the fine print so they can decide which credit card to use and how to use it."

Even though bank cards have interest rates approximately 10-percentage points lower than other cards, the method of calculating interest on a retail store card could make that card cheaper to use.

For example, if someone buys $850 worth of Christmas presents and pays off $450 in January, the interest charges in mid-February would be $22.20 for a bank card and only $9.60 for the retail store card — even though the bank card charges a rate of 18.9 per cent a year and the store 28.8 per cent.

This is because bank card interest is charged daily from the date of purchase until the date of full payment. On the store card, interest is based on the monthly closing balance and interest is not charged until the statement date. Payments exceeding 50 per cent of the balance is deducted before interest on the January statement is calculated.

Andre said he will continue to discuss drawing up new rules for credit cards with his provincial counterparts. A federal-provincial working committee was set up last June and is expected to report to the ministers in February.

Although Ottawa has jurisdiction over bank cards and the cards of some federally registered trust companies, the provinces have jurisdiction over retail cards and cards of provincially registered financial institutions, making regulation difficult.

Legislation could follow if Ottawa and the provinces decide it is needed, particularly if abuse is found, Andre added.

NDP finance critic Michael Cassidy was not impressed.

"I find it incredible that the minister of consumer affairs can sit in front of a tableau that indicates retail store credit cards cost 28.8 per cent and yet find that is perfectly all right," he said, referring to charts Andre used at his news conference.

"A poor family buying snow suits for the winter that can't pay off in a month or two will be paying 2½ per cent a month."

Conservative MP Reg Stackhouse, a vocal critic the rates charged on credit cards, was only lukewarm in his response.

Stackhouse, who has accused financial institutions of gouging consumers, introduced a private member's bill in September that would limit carrying costs of credit cards. He said Tuesday he will continue to push for legislated limits on credit card rates.

Currencies

TORONTO (CP) — Foreign exchange rates at 9:30 a.m. PST Thursday, supplied by the Bank of Montreal.

These rates are the mid-point between the buying and selling rates. They fluctuate during the day and vary at each bank.

Quotations in Canadian funds.

Australia dollar	.9363
Austria schilling	.114380
Bahamas dollar	1.3057
Bahrain dinar	3.4672
Barbados dollar	.6500
Belgium cnv franc	.038459
Bermuda dollar	1.3057
Brazil cruzado	.019560
Bulgaria lev	1.5597
China renminbi	.3512
Colombia peso	.005016
Czechoslovakia coruna	.2490
Denmark krone	.2089
E. Caribbean dollar	.4851
Fiji dollar	.8975
Finland mark	.3257
France franc	.2379
Germany mark	.8048
Greece drachma	.010157
Guyana dollar	.1307
Hong Kong dollar	.1682
Hungary forint	.027484
India rupee	.101420
Indonesia rupiah	.000792
Iraq dinar	4.2062
Ireland pound	2.1400
Israel new shekel	.842061
Italy lira	.001094
Jamaica dollar	.242093
Japan yen	.010350
Kenya shilling	.060147
Korea won	.001644
Kuwait dinar	4.7790
Lebanon pound	.002724
Malaysia ringgitt	.5262
Mexico peso	.000586
Netherlands guilder	.7153
N.Z. dollar	.8490
Norway krone	.2055
Pakistan rupee	.075566
Philippine peso	.062851
Poland zloty	.004117
Portugal escudo	.009825
Romania leu	.152189
Saudi Arabia riyal	.349079
Singapore dollar	.6512
South Africa rand	.6752
Spain peseta	.011861
Sweden krona	.2209
Switzerland franc	.9910
Taiwan dollar	.045188
Tanzania shilling	.016914
Trin-Tob dollar	.363644
Turkey lira	.001330
U.A.E. dirham	.355951
U.K. pound	2.3973
U.S. dollar	1.3057
U.S.S.R. ruble	2.1745
Venezuela bolivar	.043686
Yugoslavia dinar	.001065

Quotations in Canadian funds.

New Year's Eve Bus Service
564-RIDE
For Information
(564-7433)
Supported by The Prince George Citizen

APPOINTMENT
THE MANUFACTURERS
LIFE INSURANCE COMPANY



Robert A. Laing

W. J. "Bill" Burns, Vice President, Western Region, The Manufacturers Life Insurance Company, is pleased to announce the appointment of Robert A. Laing to Branch Manager of the Prince George Resource Centre effective October 1, 1987.

Mr. Laing attended the University of British Columbia and the Oral Roberts University in Tulsa, Oklahoma where he received his Bachelor of Science Degree.

Mr. Laing brings with him eleven years of experience in the life insurance industry, including ten years with The Manufacturers.

Established in 1887, The Manufacturers is a Canadian company operating in more than a dozen countries worldwide. With assets exceeding $19 billion, The Manufacturers offers a wide range of financial planning services for both individual and group clients.

Manufacturers
ManuVie

PRINCE GEORGE RESOURCE CENTRE,
MANUFACTURERS LIFE INSURANCE COMPANY,
600-550 Victoria Street,
Prince George, B.C.
V2L 2K1 Phone: 563-3661

The Manufacturers Life Insurance Company
La Compagnie d'Assurance-Vie Manufacturers

Income SPECTRUM
MUTUAL FUNDS
◆ Three income funds designed by Spectrum to meet the special needs of conservative savers and investors.
◆ Let me help you Discover Your Financial Spectrum today!



Spectrum Mutual Funds and Sun Life Distribution Services Inc. (Sunetco) are wholly-owned subsidiaries of Sun Life of Canada.
This advertisement is not to be construed as a public offering. These offerings are made by prospectus only.

Wade Dunbar - Representative
910 Royal Bank Building
550 Victoria St.
564-8851

Sun Life Distribution Services Inc.

Merry Christmas
from
NorthernComputer
and
LASER

Laser XT system on sale for only:
$1299
from now till Christmas



Includes the following:
• 640K RAM Expandable to 1.5 Megabytes on board
• 2 360K floppy disk drives standard
• 4.77/10 Mhz high speed turbo standard
• 102 key Enhanced IBM AT style Keyboard
• 6 Expansion slots available in basic system
• Serial Port, Parallel Port, Game Port and Real Time Clock
• Choice of Hercules graphics board or CGA graphics board
• Choice of Amber TTL Monochrome or Composite Monitor

Add a hard disk to the system above or any IBM or fully compatible system.

Only $499
Includes Installation

NCC NorthernComputer
1556 6th Ave, Prince George
563-2263