

HOMES

Wall paintings a fresh way to add zest to kids' rooms

A great way to personalize bedrooms and they're much safer than hanging artwork

by KAREN TURNER
Southam Newspapers
OTTAWA — Decorative wall paintings are not only a great way to personalize your children's bedrooms, but they're also much safer than hanging artwork, according to Anna Riopelle.

"Paintings and posters can fall and crack them (your children) on the crown," says the interior designer from Designing Windows and Accents in Kanata.


And unlike wallpaper or borders, handpainted murals and whimsical designs can't be peeled off by little fingers to pose choking hazards, she says.

All safety concerns aside, enlivening walls with playful characters or vibrant shapes and symbols can give a room's decor individual charm and personality.

Tired of Walt Disney characters or bold primary colours? Can't find a wallcovering to match the fabric you've chosen for the window treatments? Feeling uneasy about covering every inch of wall space with stripes and florals?

Riopelle says wall paintings are a fresh and easy way to add colour and style to a room's decor.

They can be splashed across one wall




Wall paintings are a unique way to decorate a room.

to create a focal point or tucked around corners, over doorways, above baseboards and under window sills to add mystery and intrigue to the room.

Rather than try to find a wallcovering to co-ordinate with your bedding or window valances, she recommends focusing on one motif from the fabric and copying it onto the wall to pull the theme together.

Crafty do-it-yourselfers can enlarge a design or character on a photocopier, then transfer the image onto the wall using carbon paper, she says.



Wall paintings are used to decorate this model home at Larco's Arbour Glen development.

Depending on the size of the room and the number of decorative paintings you want, Riopelle says hiring an artist is comparable to buying good quality wallpaper.


The finished wall can be as simple or as busy as you want.

In the Springwater model home in Arbour Glen by Larco Homes in Kanata, dozing off to sleep is as easy as counting 1, 2, 3.

In one bedroom, curly-haired sheep bounce gracefully across the walls like giant cotton balls. Next door, adventure awaits as a fleet of colourful hot-air balloons float up towards the ceiling.

More common in bedrooms and bathrooms, Riopelle says wall paintings can also be used sparingly in living areas and kitchens to punch up the room's decor.

"Small dosages in living areas are a bit more effective, otherwise you may tire of them more



Fluffy sheep skip across a child's bedroom.

easily." The best part is when it comes to changing the room's decor three to five years down the road, there's no messy wallpaper to strip or gooey glue to wash away.

WEEKLY MORTGAGE RATES

This Week's Rates	1 year	2 year	3 year	4 year	5 year	7 year	10 year	6mo closed	1 open
Bank of BC	6.40	6.65	6.85	7.00	7.15	7.40	7.85	6.85	7.00
Bank of Montreal	6.40	6.65	6.85	7.00	7.15	7.40	7.85	6.85	7.00
Bank of Nova Scotia	6.40	6.65	6.85	7.00	7.15	7.40	7.85	6.85	7.00
Canada Trust	6.40	6.65	6.85	7.00	7.15	7.40	7.85	6.85	7.00
CIBC	6.40	6.65	6.85	7.00	7.15	7.40	7.85	6.85	7.00
Co-Operative Trust	6.40	6.65	6.85	7.00	7.15	7.40	7.85	6.85	7.00
Firstline Trust	6.15	6.32	6.23		6.24	6.46	6.54	6.53	
Investors Group	6.40	6.65	6.86	7.00	7.15	7.40	7.85	6.85	7.00
Mortgage Group	5.90	6.15	6.10	6.25	6.15	6.40	6.54	6.35	7.00
MRS Trust	6.04	6.14	6.24	6.29	6.29		6.74	6.04	
Mutual Trust	6.40	6.65	6.85	7.00	7.15	7.40	7.85	6.85	7.00
National Bank	6.40	6.65	6.85	7.00	7.15	7.40	7.85	6.85	7.00
P.G. Savings	6.40	6.60	6.75	7.00	7.10	7.40	7.75		7.00
Royal Bank	6.40	6.65	6.85	7.00	7.15	7.40	7.85	6.85	7.00
Sunlife Trust	6.40	6.65	6.85	7.00	7.15			6.85	7.00
Toronto Dominion	6.40	6.65	6.85	7.00	7.85	7.40	7.85	6.85	7.00

THE MORTGAGE GROUP
WESTERN CANADA

THIS WEEK'S SPECIAL 10 Yr. Term 6.54%
For purchases, renewals & equity takeouts, rate holds up to 120 days.

For any and all of your mortgage needs call:
Curtis G. Cannon 564-6078 - Licensed mortgage counsellor

Rate supplied by The Mortgage Group and are not responsible for their accuracy.
Fees may be payable to the lender and or broker.

Curtis Cannon
Mortgage Counsellor

MONTHLY MORTGAGE CALCULATOR
(per \$1,000 of Loan)

Years	6.0%	6.5%	7.0%	7.5%	8.0%	8.5%	9.0%	9.5%
5	19.29	19.52	19.75	19.97	20.20	20.43	20.66	20.90
10	11.06	11.30	11.55	11.80	12.05	12.31	12.56	12.82
15	8.39	8.65	8.92	9.19	9.47	9.75	10.03	10.31
20	7.11	7.40	7.68	7.97	8.27	8.57	8.87	9.18
25	6.39	6.69	6.99	7.30	7.62	7.94	8.26	8.59

Example: \$50,000 mortgage at an interest rate of 8%
Amortized over 15 years is 50 x 9.47 = \$473.50 per month

336278

Try making your own Christmas ornaments

by RITA FEUTL
For Southam Newspapers
EDMONTON — It has to happen at least once to anyone who has ever put up a Christmas tree. You're either in the kitchen getting dinner on the table, or upstairs, drifting off to sleep when suddenly the sound of shattering glass and rolling ornaments sends everyone running.

Somewhere underneath your overturned Christmas tree you find a cowering cat, a sheepish looking toddler or a cursed tree stand you swear you're going to replace — next year.

Scattered over the floor is the most heartbreaking sight of all - smashed glass ornaments you collected so carefully for years.

If you're going to start a new collection, maybe it's time to use ornaments you've designed yourself. Glass or plastic potpourri ball ornaments are easy to decorate and will quickly become part of your family heirlooms.

"They're so easy to do," says Joon Blundell, a craft consultant with the Bonnie Day Lewiscraft store. Stuff a length of gold-star garland into a ball until it pleases you, snip off the end, add the hook attachment and you're done.

Or try something with paints, suggests Blundell.

Either plastic or glass balls can be painted,

though Blundell doesn't recommend the plastic ones for the metallic swirl method. "I tried it on my dining room table and it leaked and I'm still scraping off paint," she says.

You can recycle your own glass balls, or pick up cheap ones at a second-hand store. Remove the hook attachment at the top and fill halfway with full-strength bleach. Carefully put your finger over the top and shake to dissolve the paint.

Most craft stores have potpourri balls in different shapes — hearts, trees, angels — and

Lewiscraft has a great selection of glass balls.

Here's what you need for the metallic swirl:

- Clear glass ball
- Three acrylic metallic paints, such as Folk Art

■ Empty egg carton

Carefully remove the hook attachment at the top of the ball. Start by squeezing in two different colours, about the size of a large chocolate chip. Put your finger over the ball opening and shake hard. Add a third colour into an area where the paint hasn't reached. Continue shaking and swirling until the glass is covered (you may need to add more paint). Let the ball drain into the egg carton.

For the stained glass ornament you need:

- Clear glass ball or plastic potpourri container

- String
- Pencil
- Tape
- Black marker
- Gold glitter writer
- Stained glass-look paints, such as Gallery Glass Window Colours for glass ornaments or Funlites for plastic ornaments

The string to hook attachment. Tape pencil to table so it sticks out over the edge. With black marker divide the ball into four segments. Draw a small star in each segment. Trace the segments and stars with gold glitter writer. Allow to dry, then apply the stained-glass paints to alternating segments of the ball. (It's easier to handle if you do one colour at a time.) Hang to dry over pencil.

DUCT & FURNACE POWER CLEANING

VALUABLE COUPON EXPIRES DEC. 4/98

1 - Furnace Cleaning
1 - Blower Cleaning
1 - Motor Servicing
8 - Ducts & Vents Cleaned
SAVE \$80 NOW ONLY \$79

BONUS OFFER: FREE H.D. FILTER

- FURNACES
- DUCTS
- HOMES
- OFFICES

CALL NOW! **562-8898**
FREE ESTIMATES
P.G. POWER CLEANING LTD.

LESS DUST!
LESS FUEL!
LESS FIRES!



340078